



# My Airport Journey





- ☀ Airports are big places where all the planes are.
- ☀ The planes take people to different parts of the world.
- ☀ There are lots of different airports all around the world.
- ☀ The airport I am going to is called Newcastle airport.
- ☀ The airport might be busy and noisy and I might feel nervous or frightened.
- ☀ I will be with adults who will make sure that I feel ok.





# 1. Passenger Assistance

When I first arrive it is important that I or the person I'm travelling with go to the passenger assistance desk to tell them about any help I might need at the airport.

**At the desk I will show them my 'autism passport' or ask for one to complete.**

The staff member will then sign my passport.  
I can then show my autism passport to get:

- ☀ Security fast track.
- ☀ Priority boarding.
- ☀ Assistance with restricted mobility.




## 2. Check in

- ☀ It's now time for me to check in.
- ☀ Find my check in desk on the screen.
- ☀ Go to the correct desk and wait my turn.
- ☀ When it's my turn show my passport and put my luggage on the conveyor belt.
- ☀ Some people will keep luggage with them that they take on to the plane.



### 3. Travel to the departure lounge

I will then follow the signs for departures. I will need to climb some stairs or travel in a lift to get to the departure lounge.



## 4. Security Check

The security checks area can be very busy and I may need to wait my turn.

I might need to put some things into a tray on a conveyor belt.

Next I have to walk through a security scanner.

The security scanner might beep; if it does then I need to follow the instructions given by a member of staff.

Don't forget to collect my things from the tray!





## 5. After Check in

After I have been through security, I will walk through a big shop.

This shop is called a duty free shop and it can get very busy.

It can also have lots of different smells in as they sell a lot of perfume and aftershave. This shop has very bright lights and a sparkly floor.





## 6. Departure Lounge

Before I get on my plane, I might spend some time in the departure lounge. It can get very busy and noisy in here.

In the departure lounge there are different things you can do in the departure lounge...

☀️ I can go shopping, there are lots of different shops.

☀️ I can have a drink, there are lots of different places to have a drink; bar 11 is just one of them.

☀️ I can have something to eat, there are lots of different places to eat; this café is just one of them.





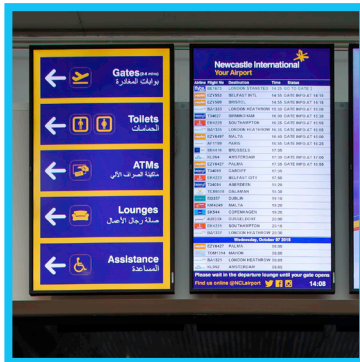


## 7. Departure Gate

I need to keep checking the departure screens to find out when it is time to get on the aeroplane.

When the screen tells to me to, I will walk to the departure gate.

I will need to wait until I am told to get on to the plane.



## 8. Getting on the plane

I can get to the plane in different ways.

I can:

Walk through a corridor which takes me straight onto the plane or  
get on a bus which takes me to the plane or walk down some steps and  
across the air field to the plane.

I might be able to see lots of different planes.

The plane in the picture is an Easy Jet plane, my  
plane might look different to this.

The inside of the plane will be very busy and I  
might have to wait to find your seat.

People will be putting things in the overhead  
lockers. This can be noisy.



## 9. Getting ready for take off

I need to sit down and wait for instructions from the staff on the plane.  
They will tell me what I need know about being safe on the plane.

- ☀ The pilot (who flies the plane) will switch on the engines, this will make a loud noise.
- ☀ The plane will then drive to the run way.
- ☀ The plane will start to drive much faster and it will then fly into the sky.




## 10. On the plane

On the plane I can:

- ☀ Read a book
- ☀ Listen to music
- ☀ Draw
- ☀ Sleep
- ☀ Play on your tablet
- ☀ Have a drink
- ☀ Have something to eat
- ☀ Go to the toilet

The staff will come around with a trolley to sell food and drink. I might be able to smell the hot food and coffee they are selling.



## 11. Landing

**The staff will tell me when it is time for the plane to land.**

- ☀ The wheels will come out of the plane, this might make a noise.
- ☀ The plane will keep going down towards the ground.
- ☀ When the plane lands it might make a noise.

The plane will then stop. I need to listen to the staff who will tell me when I can leave the plane.



## 12. Getting off the plane

To get to the arrivals lounge at the new airport I might have to:

- ☀ Get on a bus.
- ☀ Walk through an air bridge. (it's a little bit like a tunnel)
- ☀ Walk outside.



## 13. Inside the airport

Once I am inside the airport I will have to wait to show my passport again.

I will then need to collect my luggage from the carousel.

Once I have my luggage my airport journey is complete and it's time to get to where I am are staying.

I might travel by car, taxi, train or bus.





# Now it's time to have a fantastic holiday :)

